

# SanRex

## *Arc Welding Power Supplies & Accessories*

**Catalog**  
*Seventh Edition*



**SanRex**

Customer Care  
Tel: 516-625-1313  
Fax: 516-625-8845

[www.sanrexwelding.com](http://www.sanrexwelding.com)  
SANREX CORPORATION  
PORT WASHINGTON, NY, USA

Form No.:090123CAT

# PRODUCT OFFERING

	Product	Description
Light Industrial	SANSTICK 140S	DC STICK Power Supply with STICK Package and Carry Case.
	SANSTICK 160S	DC STICK Power Supply with STICK Package and Carry Case.
	SANARG 180AP	AC/DC TIG Power Supply with TIG and STICK Package.
	SANMIG 200MF	DC Multi-process Power supply with MIG and STICK Package.
	SANMIG 250MF	DC Multi-process Power supply with MIG and STICK Package.
	SANCUT 638	SANCUT 638 with 20ft. Torch.

Industrial	SANARG 160P	DC TIG Power Supply Only.
	SANARG 200AP	AC/DC TIG Power Supply Only.
	SANARG 300AP	AC/DC TIG Power Supply Only.
	SANMIG 400M	DC Multi-process power supply Only.
	SANMIG 400MP	DC Multi-process w/MIG Pulse power supply only.
	SANFEED Sky 4HD	Sky 4HD Wire Feeder only. (Tweco) Setup for 0.035 & 0.045 Solid wire.
	SANFEED Sky 4HD	Sky 4HD Wire Feeder only. (Miller) Setup for 0.035 & 0.045 Solid wire.
	SANFEED Field 4HD	Field 4HD Wire Feeder only. Setup for 0.035 & 0.045 Solid wire.

Automation	SANPAW 150PW	150PW Plasma Arc Welder
	SANPAW 300PW	300PW Plasma Arc Welder
		Plasma Arc Welding Torch's
	SANMIG400M	DC Multi-process power supply with Simple Automation Interface.
	SANMIG 400MP	DC Multi-process w/Pulse power supply with Simple Automation Interface.

See Product Brochures for details and accessories.

# SanRex

Customer Care  
Tel: 516-625-1313  
Fax: 516-625-8845

www.sanrexwelding.com  
SANREX CORPORATION  
PORT WASHINGTON, NY, USA

Form No.:090123CAT

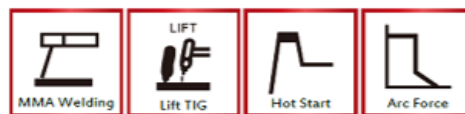
## SANSTICK 140S

***Comes with: 6.5ft. Work and Electrode lead, 120/240 vac adaptor and Carry case.***

- STICK (SMAW)
- TIG (GTAW) Lift Start
- Auto Switch - Multi-voltage 115/208-230 VAC, single phase
- Preset Hot Start & Arc Force
- CSA Certification
- 1 Year Warranty

### Machine Specifications

Input Voltage	115/230 VAC 1 Phase
Input Frequency	50/60 Hz
Output range	5 - 140 amps (115V/230V)
Rated Output	140A @ 15% Duty Cycle (115v 1 phase) 140A @ 25% Duty Cycle (230v1 phase)
Max OCV	65
Consumable Size	3/32" - 1/8" STICK electrode
Dimensions (HxWxD)	8.6" x 4.7" x 11" (220 x 120 x 280mm)
Weight	10 lbs. (4.5 kg)



IDU-W140S-U1DV

## SANSTICK 160S

***Comes with: 6.5ft. Work and Electrode lead, 120/240 vac adaptor and Carry case.***

- STICK (SMAW) (**E6010 Performance**)
- TIG (GTAW) Lift Start
- Auto Switch - Multi-voltage 115/208-230 VAC, single phase
- **PFC—Power Factor Correction.** Will use less current when operating on 120 VAC.
- Preset Hot Start & Arc Force
- CSA Certification
- 3 Year Warranty

### Machine Specifications

Input Voltage	115/230 VAC 1 Phase
Input Frequency	50/60 Hz
Output range	8 - 125 Amps (115V) 10 - 160 Amps (230V)
Rated Output	125A @ 30% Duty Cycle (115v 1 phase) 160A @ 40% Duty Cycle (230v1 phase)
Max OCV	65
Consumable Size	3/32" - 5/32" STICK electrode
Dimensions (HxWxD)	9" x 5.5" x 14.4" (230 x 140 x 365mm)
Weight	17.6 lbs. (8 kg)



IDU-W160S-U1DVP

## SANMIG 200MF

- Full Multi-Process DC MIG/ L-TIG / STICK
- Built-in Wire feeder
- Synergic - Simple Setup
- Auto Switch - Multi-voltage 115/208-230 VAC, single phase
- PFC—Power Factor Correction. Will use less current when operating on 120 VAC.
- Adjustable Inductance & Hot Start
- Digital Amperage and Voltage Meter
- Remote receptacle for Spool Gun
- CSA Certification
- 3 Year Warranty

### Machine Specifications

Input Voltage	115/230 VAC 1 Phase
Input Frequency	50/60 Hz
Output range	5 - 140 amps (115V), 5 - 200 amps (230V) 10 - 26 volts (115/230V) 0.030 - 0.035 dia. (.8 - .9 mm) Wire 7 - 425 IPM Wire Feed Speed
Rated Output	140A @ 35% Duty Cycle (115 1 phase) 200A @ 25% Duty Cycle (230 1 phase)
Max OCV	65
Material Thickness	1/4"
Dimensions (HxWxD)	10.2"x5.1"x12.6" (260x130x320mm)
Weight	39.2 lbs. (17.8 kg)



*Comes with: 10ft. Work and Electrode lead, 120/240 vac adaptor, 12ft. Mig Gun, Regulator/Flow gauge w/13ft. Gas Hose.*



IAU-W200MF-U1DV

## SANMIG 250MF

- Full Multi-Process DC MIG/ L-TIG / STICK
- Built-in Wire feeder
- Synergic - Simple Setup
- Auto Switch - Multi-voltage 115/208-230 VAC, single phase
- PFC—Power Factor Correction. Will use less current when operating on 120 VAC.
- Adjustable Inductance & Hot Start
- Digital Amperage and Voltage Meter
- Remote receptacle for Spool Gun
- CSA Certification
- 3 Year Warranty

### Machine Specifications

Input Voltage	115/230 VAC 1 Phase
Input Frequency	50/60 Hz
Output range	5 - 140 amps (115V), 5 - 250 amps (230V) 10 - 26 volts (115/230V) 0.030, 0.035, 0.045" dia. (.8, .9, 1.2 mm) Wire 7 - 425 IPM Wire Feed Speed
Rated Output	140A @ 100% Duty Cycle (115 1 phase) 250A @ 25% Duty Cycle (230 1 phase)
Max OCV	65
Material Thickness	3/8"
Dimensions (HxWxD)	10.2"x5.1"x12.6" (260x130x320mm)
Weight	48.5 lbs. (22 kg)



IAU-W250MF-U1DV = 250MF STICK, MIG Pkg.

250MF-CART = 250MF Pkg. w/Cart.

250MF-CS = 250MF Pkg. w/Cart & Spool Gun.

250MF-CALL = 250MF Pkg. w/Cart, TIG Torch & Spool.

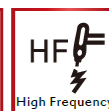


## SANARG 180AP

- AC/DC TIG (GTAW) Lift & HF Start with Rapid Pulse control.
- STICK (SMAW)
- Auto Switch - Multi-voltage 115/208-230 VAC, single phase
- PFC—Power Factor Correction. Will use less current when operating on 120 VAC.
- True square wave output with AC Frequency & Balance control
- Pre and Post Flow gas timer.
- Adjustable Hot Start
- Digital Amperage and Voltage Meter
- 8 pin Remote amperage and contactor receptacle
- CSA Certification
- 3 Year Warranty

### Machine Specifications

Input Voltage	115/230 VAC 1 Phase
Input Frequency	50/60 Hz
Output range	5 - 140 Amps (115V) 5 - 200 Amps (230V)
Rated Output	140A @ 40% Duty Cycle (115v 1 phase) 180A @ 40% Duty Cycle (230v1 phase)
Max OCV	65
Dimensions (HxWxD)	10.6" x 6.7" x 17.7" (270 x 170 x 450mm)



*Comes with: 10ft. Work and Electrode lead, 120/240 vac adaptor, 10ft. TIG Torch w/ Remote On/OFF & Current control, Regulator/ Flow gauge w/ 13ft. Gas Hose.*

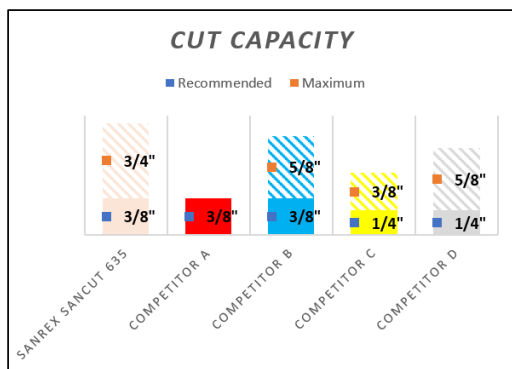


IAU-W180AP-U1DVP

## SANCUT 638



- Cut Capacity:
  - Recommended 1/4" (6.3mm) 120 vac, 3/8" (9.5mm) 240 vac.
  - Maximum 1/2" (12.7 mm) 120 vac, 3/4" (19mm) 240 vac.
  - Pierce 1/4" (6.3mm) 120 vac, 3/8" (9.5mm) 240 vac.
- 120/240 vac single Phase
- 20ft. Torch
- Auto Air Regulator
- CSA Certified
- 3 Year Warranty



IDU-W638PC-U1DV

## SANARG 160P

- DC TIG (GTAW) Lift & HF Start with Rapid Pulse control.
- DC STICK (SMAW)
- Auto Switch - Multi-voltage 115/208-230 VAC, single phase
- Adjustable Hot Start
- Embedded microprocessor with Digital Controls
- Intelligent self diagnostic & heat sensing fan
- Digital Amperage and Voltage Meter
- Job Save & Load to store 5 exact optimized welding programs
- 8 pin Remote amperage and contactor receptacle
- Standards compliant integrated voltage reduction device (VRD)
- Perfectly Smooth, Stable TIG Arc down to 1 Amp.
- 3 year Warranty

### Machine Specifications

Input Voltage	115/230 VAC 1 Phase
Input Frequency	50/60 Hz
Output range	1 - 85 Amps (115V) 1 - 160 Amps (230V)
Rated Output	85A @ 100% Duty Cycle (115v 1 phase) 160A @ 35% Duty Cycle (230v1 phase)
Max OCV	65
Consumable Size	3/32" - 5/32" STICK electrode
Dimensions (HxWxD)	10.2" x 5.1" x 12.6" (260 x 130 x 320mm)
Weight	17.6 lbs. (8 kg)



ID-1600TP-U1E

See Ordering Information Page for Packages.

## SANARG 200AP

- AC/DC TIG (GTAW) Lift & HF Start with Rapid Pulse control.
- STICK (SMAW)
- Smart Switch - Multi-voltage 208-230/460 VAC, single/Three phase
- True square wave output with AC Frequency & Balance control
- Program Save/Load Function
- Pre and Post Flow gas timer.
- Adjustable Hot Start
- Digital Amperage and Voltage Meter
- 14 pin Remote amperage and contactor receptacle
- Simple Automation I/O.
- 3 Year Warranty

### Machine Specifications

Input Voltage	208-230/460 VAC 1/3 Phase
Input Frequency	50/60 Hz
Output range	5 - 320 Amps DC / 10- 300 Amps AC
Rated Output	200A @ 20% Duty Cycle (STICK/TIG) 160A @ 40% Duty Cycle (STICK/TIG)
Max OCV	65
Dimensions (HxWxD)	14.2" x 7.1" x 16.5" (360 x 180 x 420 mm)
Weight	53 lbs. (24 kg)



IA-2000TP-U2E

See Ordering Information Page for Packages.

## SANARG 300AP

- AC/DC TIG (GTAW) Lift & HF Start with Rapid Pulse control.
- STICK (SMAW)
- Smart Switch - Multi-voltage 208-230/460 VAC, single/Three phase
- True square wave output with AC Frequency & Balance control
- Program Save/Load Function
- Pre and Post Flow gas timer.
- Adjustable Hot Start
- Digital Amperage and Voltage Meter
- 14 pin Remote amperage and contactor receptacle
- Simple Automation I/O.
- 3 Year Warranty



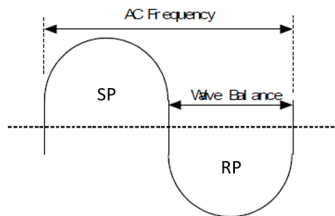
IA-3000TP-U3E

### Machine Specifications

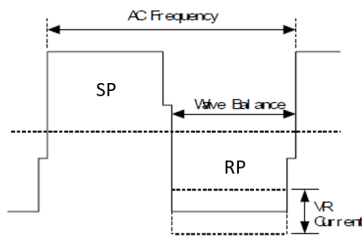
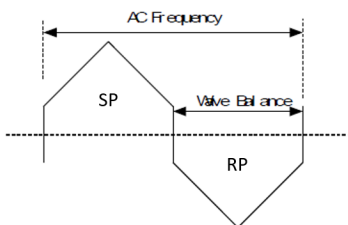
Input Voltage	208-230/460 VAC 1/3 Phase
Input Frequency	50/60 Hz
Output range	5 - 300 Amps DC / 10- 300 Amps AC
Rated Output	300A @ 25% Duty Cycle (STICK/TIG) 250A @ 40% Duty Cycle (STICK/TIG)
Max OCV	65
Dimensions (HxWxD)	16.5" x 8.3" x 17.7" (420 x 210 x 450mm)
Weight	53 lbs. (24 kg)

See Ordering Information Page for Packages.

AC Soft



Triangle Wave



**AC Soft** includes all the benefits of AC square wave with the addition of maximum puddle control and good wetting action of the weld puddle which helps to overcome surface tension.

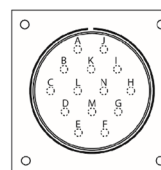
**Triangle Wave** provides the punch of the peak amperage, while reducing overall heat input. Fast puddle formation increases travel speed, limiting heat input and reducing weld distortion, especially on thin materials.

**VR Current** (Variable of Reverse Polarity Current) is the independent adjustment of the RP Current half cycle of the AC wave to precisely control the heat input to the work and the electrode.

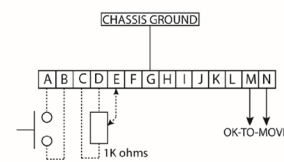
The SP amperage controls the amount of heat directed to the work, while the RP amperage effects the arc cleaning action.

VR Current along with AC Wave Balance dramatically effects the RP cleaning action. Reducing VR Current will reduce the heat input to the TIG Torch and reduce electrode geometry degradation and increases heat input to the work piece for increased travel speeds. Increasing VR Current will enhance cleaning when welding on a dirty work piece.

**Simple Automation** Interface for Fixed, hard and Robotic automation applications includes Remote Weld ON/OFF, Remote Amperage Control, OK-to-Move Weld Arc ON signals.



Front view of 14-Pin Socket Receptacle



## SANMIG 400M/MP

- Full Multi-Process MIG/ L-TIG / STICK/CAG (E6010 Compatible)
- Standards compliant integrated voltage reduction device (VRD)
- 14 Pin Receptacle
- Simple Automation I/O.
- Smart Switch - Multi-voltage 208-230/460 VAC, single/three phase
- Adjustable Inductance
- Adjustable Arc Control
- Adjustable Hot Start
- Digital Amperage and Voltage Meter
- Job Save/Load
- 3 Year Warranty



### Machine Specifications

Input Voltage	208-230/460 VAC 1/3 Phase
Input Frequency	50/60 Hz
Output range	5 - 400 Amps 10 - 36 volts (115/230V)
Rated Output	300A @ 60% Duty Cycle 400A @ 25% Duty Cycle
Max OCV	65
Dimensions (HxWxD)	16.5"x8.3"x17.7" (420x210x450mm)
Weight	55.6 lbs. (25.22 kg)

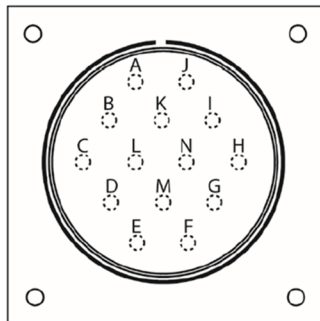
ID-4000C-U1E / ID-4000CP-U1E

See Ordering Information Page for Packages.

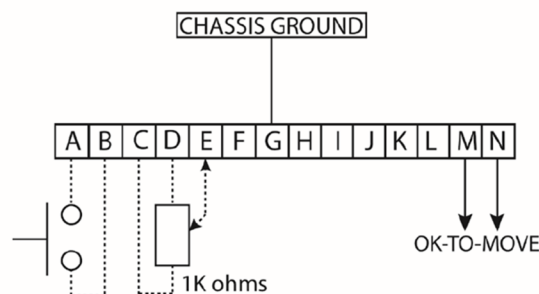
## SANMIG 400M/MP

Simple interface included in the 400M and 400MP for Fixed, hard and Robotic automation applications

- Arc ON/OFF Pins A & B.
- Remote Amperage/Voltage Pins C,D,E.
- OK-to-Move Pins M & N.



Front view of 14-Pin  
Socket Receptacle





## SANFEED Sky 4HD

- WF-1300T – TWECO® Gun Connection
- WF-1300M – Miller® Gun Connection
- WF1300T-PPI – Works with Binzel PPI Push-Pull MIG Gun.
- Digital Meters (Voltage and Amperage)
- Remote Voltage Control
- Heavy Duty 4 Driven Roll System
- Inch/Purge
- Gun Trigger Hold (2T/4T)
- Electronic Speed Control & Dynamic Breaking
- Welding Wire Spool Cover
- Coax Interface Cable



### Machine Specifications

Input Voltage	24 VAC Single Phase
Input Frequency	50/60 Hz
Output range	58 - 850 IPM (1.5 - 22 m/min) 0.024" - 5/64" (0.6 - 2.0mm) Solid or Flux Cored.
Rated Output	500A @ 100% Duty Cycle
Max OCV	65
Dimensions (HxWxD)	13.38"x12.60"x21.65" (340x320x550mm)
Weight	35.27 lbs. (16 kg)



Coaxial Cable  
Includes Gas Hose, Power and control cables

## Binzel PPI 25ft. Push Pull MIG

Works with WF1300TPPI Sky 4HD Wire feeder.



### Binzel PPI 25ft Push-Pull MIG Gun

- 25ft. Binzel PPI Push Pull MIG Gun with Remote Wire feed Control.

400M-PPI = SANMIG 400M with Binzel Push-Pull MIG Gun Package.

400MP-PPI = SANMIG 400MP with Binzel Push-Pull MIG Gun Package.



Shown with 400M-PPI system Package

## SANFEED Field 4HD

- Voltage Sensing
- WF-1200 w/TWECO® Gun Connection
- Heavy Duty Plastic Case
- Digital Meters (Voltage and Amperage)
- Heavy Duty 4 driven Roll System
- Inch/Purge
- Gun Trigger Hold (2T/4T)
- Electronic Speed Control & Dynamic Breaking.
- Heavy Duty Contactor
- 3 Year Warranty

### Machine Specifications

Input Voltage	15 - 100 VDC
Output range	58 - 850 IPM (1.5 - 22 m/min) 0.024" - 5/64" (0.6 - 2.0mm) Solid or Flux Cored.
Rated Output	400A @ 100% Duty Cycle
Dimensions (HxWxD)	13.38"x12.60"x21.65" (340x320x550mm)
Weight	35.27 lbs. (16 kg)



## Industrial MIG & TIG System Packages



See Ordering Information Page for Packages.

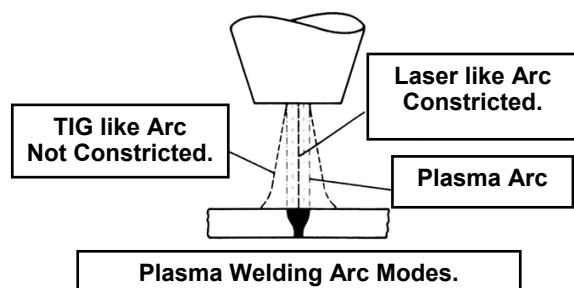
## SANPAW 150PW Plasma Welder

### The Alternative to TIG and Laser

- Adjustable welding Arc from a soft TIG like Arc to a stable columnar laser like Arc.
- Can use multiple welding gas combinations to weld any ferrous metals such as Titanium, galvanized, Copper, Stainless Steel, mild steel, etc.
- Simple and easy to Setup with Internal Torch Coolant Recirculator.
- Digital Meters: Weld Current and adjustable controls.
- 3 Year Warranty

### Machine Specifications

Input Voltage	208-230/460 Three Phase
Input Frequency	50/60Hz
Output range	.5 - 200 Amps
Rated Output	200A @ 60% Duty Cycle
Material Thickness	Up to 3/16" Ferrous Metals
Dimensions (HxWxD)	25.49"x10.69"x23.23" (647x271x590mm)
Weight	79.4 lbs. (36 kg)



IDU-W150PW-U1DVP Power Supply Only.  
See Brochure for system pkgs. & Accessories.

## SANPAW 300PW Plasma Welder

### The Alternative to TIG and Laser Automation

- Plasma Welding - Melt-in Fusion & Key Hole process.
- Simple to Setup - A self contained unit, which requires attaching input power, Coolant recirculator and gases, then mounting the torch.
- Cost Savings: Price competitively with automated TIG systems.
- Easy to use: Simple interface for automated or manual control.
- Repeatable Arc Starting: Pilot arc allows for repeatable arc starts, reducing defects and rework.
- Ultra Smooth DC Arc: For repetitive TIG quality welds.
- Digital Meters: Weld Current and adjustable controls.
- Job Save Load: Allow operator to store up to 30 exact optimized welding parameters then digitally recall them with perfect repeatability.
- 3 Year Warranty

### Machine Specifications




Input Voltage	208-230/460 Three Phase
Input Frequency	50/60Hz
Output range	5 - 300 Amps
Rated Output	300A @ 60% Duty Cycle
Material Thickness	Up to 5/16" Ferrous Metals
Dimensions (HxWxD)	25.59"x15.75"x23.62" (650x400x600mm)
Weight	131 lbs. (59.4 kg)



ID-3000PW-U1E Power Supply Only.  
See Brochure for system pkgs. & Accessories.

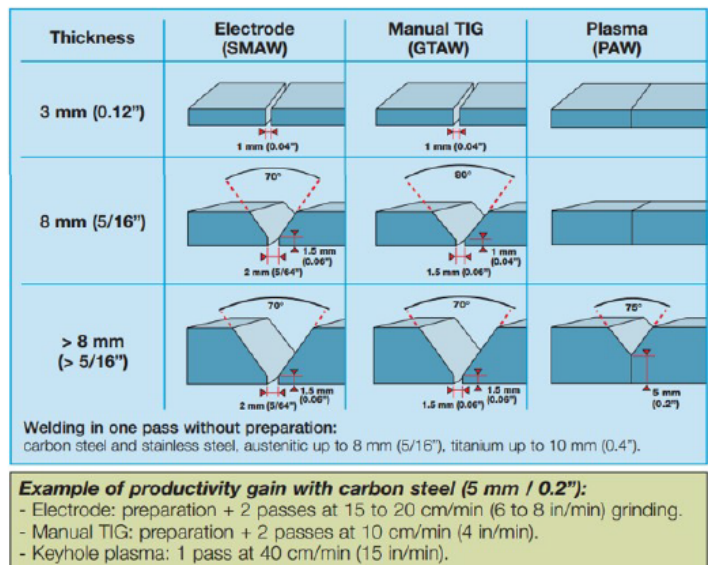
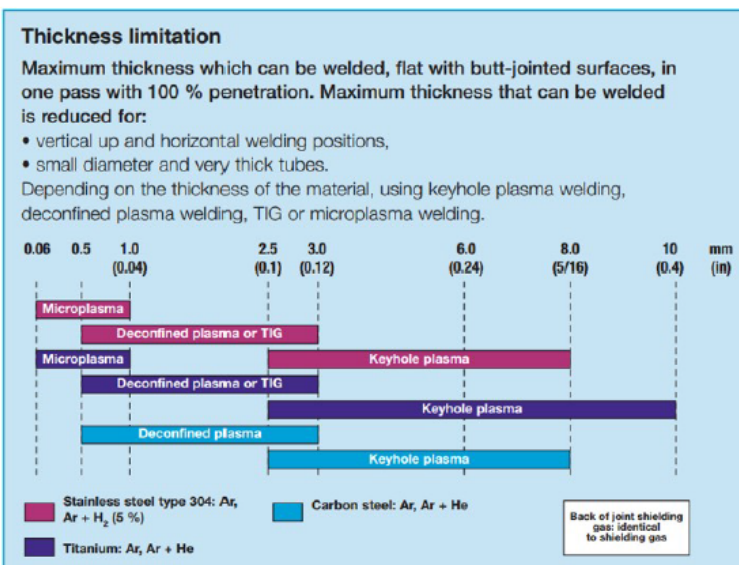


## Plasma Torch Specifications

Torch	Type	Part No.	Torch Lead Length	Current Rating	Coolant Requirements	Torch Dimensions				
						A	B	C	D	E
	PWH-75A 70°	P75-1000	12.5 ft (3.8 m)	75 Amps (DCSP)	2,000 BTU/hr (504 K/Cal/hr) 1/4 gpm coolant flow @ 50 PSI (0.9 lpm @ 3.7 kg/cm²)	7-15/16" (202 mm)	1-11/16" (43 mm)	5/8" (16 mm)	7/8" (22 mm)	
		P75-1001	25 ft (7.6 m)							
	PWH-75A 90°	P75-1002	12.5 ft (3.8 m)			7-3/4" (196 mm)	1-11/16" (43 mm)	5/8" (16 mm)	7/8" (22 mm)	
		P75-1003	25 ft (7.6 m)							
	PWM-75A 180° Offset	P75-1004	12.5 ft (3.8 m)			18-1/4" (463 mm)	13/16" (21 mm)	Min. 9-1/4" (235 mm)	Max. 15" (381 mm)	1-3/8" (35 mm)
		P75-1005	25 ft (7.6 m)							
	PWH-15A 70°	P15-1000	12.5 ft (3.8 m)	150 Amps (DCSP)	6,000 BTU/hr (1513 K/Cal/hr) 1/3 gpm coolant flow @ 50 PSI (1.25 lpm @ 3.7 kg/cm²)	8-3/4" (222 mm)	2-5/8" (67 mm)	7/8" (22 mm)	1-1/16" (27 mm)	
		P15-1001	25 ft (7.6 m)							
	PWH-15A 90°	P15-1002	12.5 ft (3.8 m)			8-1/2" (216 mm)	2-5/8" (67 mm)	7/8" (22 mm)	1-1/16" (27 mm)	
		P15-1003	25 ft (7.6 m)							
	PWM-15A 180° Offset	P15-1004	12.5 ft (3.8 m)			19-1/4" (489 mm)	1" (25 mm)	Min. 9-1/4" (235 mm)	Max. 16-3/4" (425 mm)	1-3/8" (35 mm)
		P15-1005	25 ft (7.6 m)							
	PWH-22A 70°	P22-1000	12.5 ft (3.8 m)	220 Amps (DCSP)	8,000 BTU/hr (2017 K/Cal/hr) 1/2 gpm coolant flow @ 50 PSI (1.9 lpm @ 3.7 kg/cm²)	12-1/2" (318 mm)	3-3/16" (81 mm)	1-1/4" (32 mm)	1-3/8" (35 mm)	
		P22-1001	25 ft (7.6 m)							
	PWH-22A 90°	P22-1002	12.5 ft (3.8 m)			12-1/4" (311 mm)	3-3/16" (81 mm)	1-1/4" (32 mm)	1-3/8" (35 mm)	
		P22-1003	25 ft (7.6 m)							
	PWM-22A 180° Offset	P22-1010	12.5 ft (3.8 m)			18" (457 mm)	1-3/4" (44 mm)	Min. 8-1/4" (209 mm)	Max. 16" (406 mm)	1-3/8" (35 mm)
		P22-1011	25 ft (7.6 m)							1-1/4" (32 mm)
	PWM-22A 180° Inline	P22-1006	12.5 ft (3.8 m)			21" (533 mm)	1-3/4" (44 mm)	Min. 11-1/4" (286 mm)	Max. 19" (483 mm)	1-3/8" (35 mm)
		P22-1007	25 ft (7.6 m)							1-1/4" (32 mm)
	P30-1000	P30-1000	12.5 ft (3.8 m)			22-3/16" (566 mm)	2-1/2" (64 mm)	Min. 8-1/4" (209 mm)	Max. 16-3/4" (425 mm)	1-3/8" (35 mm)
		P30-1001	25 ft (7.6 m)							1-5/8" (41 mm)

## WHY PLASMA WELDING?

Plasma arc welding is measurably the lower cost process with savings gained through increased productivity, reduced scrap, reduced downtime and fewer electrode changes.





# ORDERING INFORMATION

Product	Part Number	Description
SANSTICK 140S	IDU-W140S-U1DV	DC STICK Power Supply with STICK Package and Carry Case.
SANSTICK 160S	IDU-W160S-U1DVP	DC STICK Power Supply with STICK Package and Carry Case.
SANARG 160P	ID-1600TP-U1E	DC TIG Power Supply Only.
	160P-SK	Includes 160P, 15' work cable and 15' Electrode cable.
	160P-ACTK	Includes 160P, regulator/flowmeter with 12.5' gas hose, 15' 125 Amp Gas cooled TIG torch, accessory kit, 15' work cable, 15' Electrode cable, 15' foot control.
SANARG 180AP	IAU-W180AP-U1DVP	AC/DC TIG Power Supply with TIG and STICK Package.
SANARG 200AP	IA-2000TP-U2E	AC/DC TIG Power Supply Only.
	200AP-ACTK	Includes 200AP, regulator/flowmeter with 12.5' gas hose, 12.5' 200 Amp Air cooled TIG torch, accessory kit, 15' work cable, 15' foot control.
	200AP-WTK	Includes 200AP, regulator/flowmeter with 12.5' gas hose, 12.5' 250 Amp Water cooled TIG torch, accessory kit, Water Cooler, 15' work cable, 15' foot control & running gear/Cylinder Rack.
SANARG 300AP	IA-3000TP-U2E	AC/DC TIG Power Supply Only.
	300AP-ACTK-A	Includes 300AP, regulator/flowmeter with 10' gas hose, 12.5' 200 Amp Air cooled TIG torch, accessory kit, 15' work cable, 15' Electrode cable, 15' foot control.
	300AP-ACTK	Includes 300AP, regulator/flowmeter with 10' gas hose, 12.5' 200 Amp Air cooled TIG torch, accessory kit, 15' work cable, 15' Electrode cable, 15' foot control & running gear/Cylinder Rack.
	300AP-WTK	Includes 300AP, regulator/flowmeter with 10' gas hose, 12.5' Model 20 250 Amp Water cooled TIG torch, accessory kit, 12.5' work cable, 15' Electrode cable, Water Cooler w/hose & 4 gal. Coolant, 15' foot control & running gear/Cylinder Rack.
	300AP-HDWTk	Includes 300AP, regulator/flowmeter with 10' gas hose, 12.5' 350 Amp Water cooled TIG torch, accessory kit, 15' work cable, 15' Electrode cable, Water Cooler w/hose & 4 Gal. Coolant, 15' Foot control & running gear/Cylinder Rack.
	300AP-20WTK	Includes 300AP, regulator/flowmeter with 10' gas hose, 25' Model 20 250 Amp Water cooled TIG torch, accessory kit, 12.5' work cable, 15' Electrode cable, Water Cooler w/hose & 4 gal. Coolant, 25' foot control & running gear/Cylinder Rack.
SANMIG 200MF	IAU-W200MF-U1DV	DC Multi-process Power supply with MIG and STICK Package.
SANMIG 250MF	IAU-W250MF-U1DV	DC Multi-process Power supply with MIG and STICK Package.
	250MF-CART	SANMIG 250MF Pkg. with Cart.
	250MF-CS	SANMIG 250MF Pkg. With Cart & Spool Gun.
	250MF-CALL	SANMIG 250MF Pkg. With Cart, TIG Torch & Spool Gun.
SANMIG 400M	ID-4000C-U1E	DC Multi-process power supply Only.
	400M-MK2	Includes 400M, Sky 4 wire feeder, 350, amp 12ft. MIG for 0.035 - 0.045 wire, 15ft work lead, 8ft interface coax, Regulator/Flowmeter and Running Gear.
	400M-HDMK1T	Includes 400M, Sky 4HD wire feeder (TWECO), Tweco Style 450 amp 15ft. MIG Gun for 0.035 - 0.045 wire, 15ft work lead, 8ft interface coax, Regulator/Flowmeter and Running Gear.
	400M-HDMK1TA	Includes 400M, Sky 4HD wire feeder (TWECO), 15ft work lead, 8ft interface coax, Regulator/Flowmeter and Running Gear. No MIG Gun Included.
	400M-HDMK1M	Includes 400M, Sky 4HD wire feeder, Miller Style Gun Receptacle, 15ft work lead, 8ft interface coax, Regulator/Flowmeter and Running Gear. No MIG Gun Included.
	400M-PPI	Includes 400M, Sky 4HD wire feeder, Binzel PPI 25ft. Push-Pull MIG Gun for 0.035 - 0.045 wire, 15ft work lead, 8ft interface coax, Regulator/Flowmeter and Running Gear.
SANMIG 400MP	ID-4000CP-U1E	DC Multi-process w/MIG Pulse power supply only.
	400MP-MK2	Includes 400MP, Sky 4 wire feeder, 350, amp 12ft. MIG for 0.035 - 0.045 wire, 15ft work lead, 8ft interface coax, Regulator/Flowmeter and Running Gear.
	400MP-HDMK1T	Includes 400MP, Sky 8HD wire feeder, Tweco Style 450 amp 15ft. MIG Gun for 0.035 - 0.045 wire, 15ft work lead, 8ft interface coax, Regulator/Flowmeter and Running Gear.
	400MP-HDMK1TA	Includes 400MP, Sky 4HD wire feeder (TWECO), 15ft work lead, 8ft interface coax, Regulator/Flowmeter and Running Gear. No MIG Gun Included.
	400MP-HDMK1M	Includes 400MP, Sky 4HD wire feeder, Miller Style Gun Receptacle, 15ft work lead, 8ft interface coax, Regulator/Flowmeter and Running Gear. No MIG Gun Included.
	400MP-PPI	Includes 400MP, Sky 4HD wire feeder, Binzel PPI 25ft. Push-Pull MIG Gun for 0.035 - 0.045 wire, 15ft work lead, 8ft interface coax, Regulator/Flowmeter and Running Gear.
SANPAW 150PW	IDU-W150PW-U1DVP	150PW Plasma Arc Welder Only.
SANPAW 300PW	ID-3000PW-U1E	300PW Plasma Arc Welder only.
SANFEED Sky 4	WF-1100	Sky 4 Wire Feeder only. Setup for 0.035 & 0.045 solid wire.
SANFEED Sky 4HD	WF-1300T/WF1300M	Sky 4HD Wire Feeder only. Setup for 0.035 & 0.045 Solid wire.
SANFEED Field 4HD	WF1200	Field 4HD Wire Feeder only. Setup for 0.035 & 0.045 Solid wire.
SANCUT 638	IDU-W638PC-U1DV	SANCUT 638 with 20ft. Torch.

See Product Technical Brochures for details and accessories.

# SanRex

Customer Care  
Tel: 516-625-1313  
Fax: 516-625-8845

www.sanrexwelding.com  
SANREX CORPORATION  
PORT WASHINGTON, NY, USA

Form No.:090123CAT

# ACCESSORIES

Product	Part Number	Description
	WCG0001	150 Amp. Electrode Holder with 6.5ft. #7 Cable and Dinse 25 Plug.
	WCG0002	200 Amp. Electrode Holder with 10ft. #5 Cable and Dinse 50 Plug.
	WCG0003	300 Amp. Electrode Holder with 10ft. #3 Cable and Dinse 50 Plug.
	WCG0004	200Amp. Electrode Holder with 15ft. #5 Cable and Dinse 25 Plug.
	WCG0005	Heavy Duty 300 Amp Electrode Holder with 15ft. #2 Cable and Dinse 50 Plug.
	WCG0006	Heavy Duty 300Amp Electrode Holder with 16ft. #2/0 Cable, Dinse 50 Plug.
	WCG0007	Heavy Duty 300Amp Electrode Holder with 16ft. #2 Cable, Dinse 50 Plug.
	WCG0008	Heavy Duty 300Amp Electrode Holder with 16ft. #1/0 Cable, Dinse 50 Plug.
	WCG0009	Heavy Duty 300Amp Electrode Holder with 26ft. #1/0 Cable, Dinse 50 Plug.
	WCE0001	150 Amp Ground with 6.5ft. #7 Cable and Dinse 25 Plug.
	WCE0002	200 Amp. Ground with 10ft. #5 Cable and Dinse 50 Plug.
	WCE0003	300 Amp. Ground with 10ft. #3 Cable and Dinse 50 Plug.
	WCE0004	200Amp. Ground with 15ft. #5 Cable and Dinse 25 Plug.
	WCE0005	200Amp. Ground with 15ft. #2 Cable and Dinse 50 Plug.
	WCE0006	Heavy Duty 400Amp Ground with 16ft. #2/0 Cable, Dinse 50 Plug.
	WCE0007	Heavy Duty 300Amp Ground with 16ft. #2 Cable, Dinse 50 Plug.
	WCE0008	Heavy Duty 300Amp Ground with 16ft. #1/0 Cable, Dinse 50 Plug.
	FC1000	15' Foot Control 14pin
	FC1001	25' Foot Control 14 pin
	FC1002	15' Foot Control 8 pin
	FC1003	25' Foot Control 8 pin
	FC2000	Foot Pedal (180AP)
	HP1425	Hand Pendant 14 pin , 25ft., On/OFF & Current Control.
	TK1019	10ft. TIG Torch for 140S.
	TK1020-12	12ft. TIG Torch for 160S.
	TK1021-15	15ft. TIG Torch for 200MF.
	TK1022-15	15ft. TIG Torch for 250MF.
	MGE24030-25T	15ft. 250Amp MIG Gun (250MF)
	MGE15030-15	15ft. 180Amp MIG Gun (200MF)
	MGT45015T-3545	Tweco 450A Spraymaster Style, 15ft., 0.035/0.045, Tweco #4 Power Plug and 4 Pin Connector.
	MS1000	12.5ft. Gas Hose
	TK1000	Water Hose 12.5' 1/4" dia with 5/8-18 LH Connectors.
	MS1011	Regulator/Flowgauge (140S, 160S, 180Ap, 200MF, 250MF)
	MS1001	Regulator/Flowmeter

See Product Technical Brochures for details and accessories.


# SanRex

Customer Care  
Tel: 516-625-1313  
Fax: 516-625-8845

www.sanrexwelding.com  
SANREX CORPORATION  
PORT WASHINGTON, NY, USA

Form No.:090123CAT

# ACCESSORIES

Product	Part Number	Description
 300AP Trolley Shown	MS1102	Trolley MIG (300AP/400M/MP)
	TK1027	Water Cooling System for MS1102 Trolley.
	MS1017	Cart for 250MF.

See Product Technical Brochures for details and accessories.