

SANCUT 638

PLASMA Arc Cutting

Processes
PAC—Plasma Cutting

Product Number
IDU-W638PC-U1DV

Output Range
5 - 40A (240vac), 5 - 30A (120vac)

Recommended Cut
1/4" (6 mm) @ 120 VAC.
3/8" (9.5 mm) @ 240 VAC.

Input Voltage
120/208-240 VAC 1 Phase

Input Frequency
50/60 Hz.

Weight
XX.Xlbs (Xkg)

The Sanrex SANCUT 638 is one of the most affordable, highest quality 3/8" plasma systems on the market. As part of the SANCUT Series, you can rely on the SANCUT 638 to cut all day at its recommended cutting capacity and to pack more punch when you need it.

Applications:

- Auto Body/Marine Repair, Plumbing & HVAC, Home Shop, Metal Building & Roofing Construction, Rental Fleets

Materials:

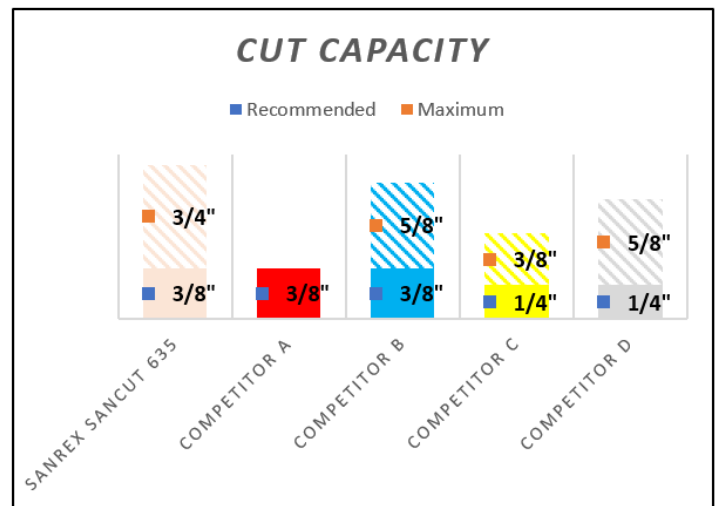
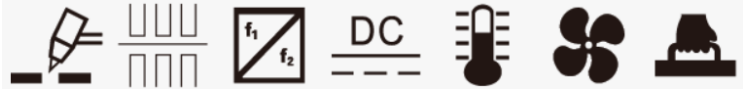
- Steel, Stainless Steel, Brass, Aluminum

Cut Capacity:

- Recommended:
 - 1/4" (6.3 mm) 120 VAC.
 - 3/8" (9.5 mm) 240 VAC.
- Maximum:
 - 1/2" (12.7 mm) 120 VAC.
 - 3/4" (19 mm) 240 VAC.
- Pierce:
 - 1/4" (6.3 mm) 120 VAC.
 - 3/8" (9.5 mm) 240 VAC.

Features:

- With the PCT001 Torch allowing end-users to standardize consumables and offering gouging capabilities.
- Compact, Lightweight design for easy transport.
- Automatic Input Voltage selection. Operates on 120/208-240 VAC Single Phase.
- Auto Air Pressure regulation.
- CSA Certified
- 3 Year Warranty



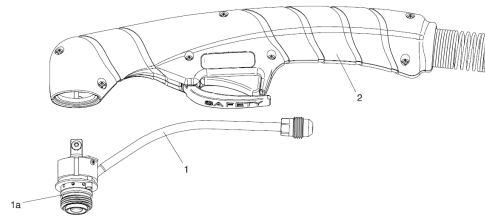
SANCUT 638

PLASMA Arc Cutting

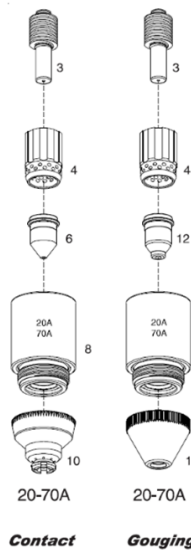
Specifications

Torch Replacement Parts

| | |
|-------------------------|--|
| Maximum Amperage Output | 27A @ 120V 40A @ 240V |
| Output Power | 3.8 kW |
| Recommended Cut | 1/4" (6 mm) 120 VAC. 3/8" (9.5 mm) 240 VAC. |
| Max Cut | 1/2" (12.7 mm) 120 VAC. 3/4" (19 mm) 240 VAC. |
| Pierce Rating | 1/4" (6 mm) 120 VAC. 3/8" (9.5 mm) 240 VAC. |
| Input Voltage | 120-240V, 1PH, 50/60 Hz |
| Duty Cycle (@40° C) | 40% @ 40A @ 230V |
| Amperage Draw | 29A @ 120V 15A @ 230V |
| Dimensions (H x W x L) | 16.9" x 6.69" x 10.63" (430 x 170 x 270 mm) |
| Weight | 27.78 lbs (12.6 kg) |
| Torch Model | PCT001 |
| Air Pressure | 75 psi (5.3 bar) |
| Flow | 3.2 cfm (91 l/m) |
| Warranty (Unit/Torch) | 3/1 Years |
| Approvals | CSA |



| Item | Description | Part No. |
|------|--------------------------------|----------|
| 1 | 75 degree Torch Head | PCA017 |
| 1a | Torch Head, O-Ring | PCA018 |
| 2 | Handle 75° complete with parts | PCA019 |



| Item | Description | Std. pkg. | Part No. |
|------|----------------------|-----------|----------|
| 3 | Electrode | 5 | PCA004 |
| 4 | Swirl ring | 2 | PCA007 |
| 6 | 30A Tip, Cutting | 10 | PCA016 |
| 6 | 40A Tip, Cutting | 10 | PCA001 |
| 8 | Shield Cup Body | 1 | PCA008 |
| 10 | Shield Cap, Drag | 3 | PCA002 |
| 12 | Tip Gouging, CAG | 10 | PCA005 |
| 14 | Shield Cap, CAG/Cut. | 3 | PCA006 |

Ordering Information

| Product | Part Number | Description |
|-----------------|-----------------|---|
| SANCUT 638 Pkg. | IDU-W638PC-U1DV | Includes SANCUT 638 Power Supply, PCT001 20ft. Torch w/1 set of consumables installed, work lead and 120/240 vac adaptor. |

Accessories

| | | |
|--|--------|--|
| | PCT602 | External 2 Stage Compressed Air Filter. |
| | PCA020 | Circle Cutting Attachment. |
| | PCA021 | Item 16 = Guide carriage for straight and bevel cutting. |