

SANCUT 638

PLASMA Arc Cutting

Processes
PAC—Plasma Cutting

Product Number
IDU-W638PC-U1DV

Output Range
5 - 40A (240vac), 5 - 30A (120vac)

Recommended Cut
1/4" (6 mm) @ 120 VAC.
3/8" (9.5 mm) @ 240 VAC.

Input Voltage
120/208-240 VAC 1 Phase

Input Frequency 50/60 Hz. **Weight** 27.8lbs (12.6kg)

The Sanrex SANCUT 638 is one of the most affordable, highest quality 3/8" plasma systems on the market. As part of the SANCUT Series, you can rely on the SANCUT 638 to cut all day at its recommended cutting capacity and to pack more punch when you need it.

Applications:

- Auto Body/Marine Repair, Plumbing & HVAC, Home Shop, Metal Building & Roofing Construction, Rental Fleets

Materials:

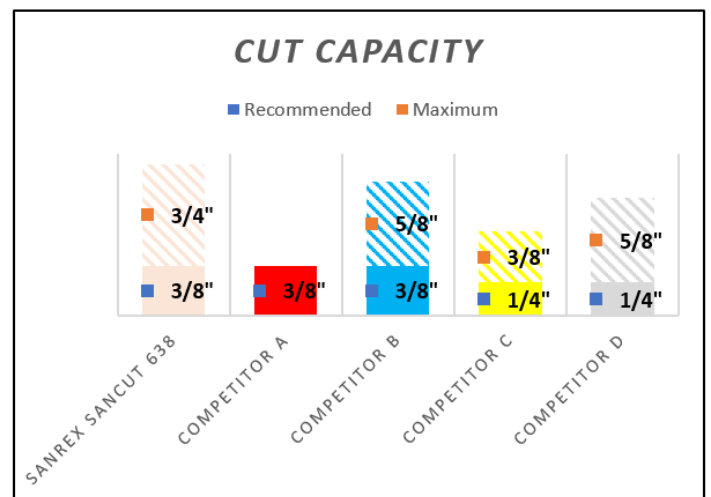
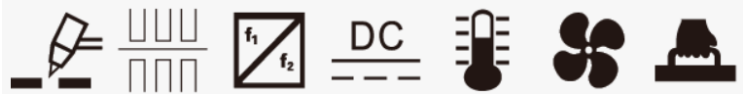
- Steel, Stainless Steel, Brass, Aluminum

Cut Capacity:

- Recommended:
 - 1/4" (6.3 mm) 120 VAC.
 - 3/8" (9.5 mm) 240 VAC.
- Maximum:
 - 1/2" (12.7 mm) 120 VAC.
 - 3/4" (19 mm) 240 VAC.
- Pierce:
 - 1/4" (6.3 mm) 120 VAC.
 - 3/8" (9.5 mm) 240 VAC.

Features:

- With the PCT001 Torch allowing end-users to standardize consumables and offering gouging capabilities.
- Compact, Lightweight design for easy transport.
- Automatic Input Voltage selection. Operates on 120/208-240 VAC Single Phase.
- Auto Air Pressure regulation.
- CSA Certified
- 3 Year Warranty



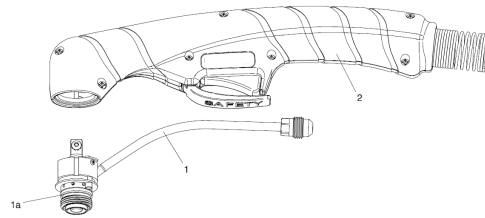
SANCUT 638

PLASMA Arc Cutting

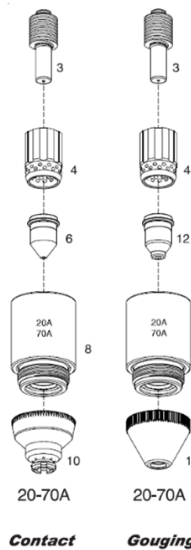
Specifications

Torch Replacement Parts

Maximum Amperage Output	27A @ 120V 40A @ 240V
Output Power	3.8 kW
Recommended Cut	1/4" (6 mm) 120 VAC. 3/8" (9.5 mm) 240 VAC.
Max Cut	1/2" (12.7 mm) 120 VAC. 3/4" (19 mm) 240 VAC.
Pierce Rating	1/4" (6 mm) 120 VAC. 3/8" (9.5 mm) 240 VAC.
Input Voltage	120-240V, 1PH, 50/60 Hz
Duty Cycle (@40° C)	40% @ 40A @ 230V
Amperage Draw	29A @ 120V 15A @ 230V
Dimensions (H x W x L)	16.9" x 6.69" x 10.63" (430 x 170 x 270 mm)
Weight	27.8 lbs (12.6 kg)
Torch Model	PCT001
Air Pressure	75 psi (5.3 bar)
Flow	3.2 cfm (91 l/m)
Warranty (Unit/Torch)	3/1 Years
Approvals	CSA



Item	Description	Part No.
1	75 degree Torch Head	PCA017
1a	Torch Head, O-Ring	PCA018
2	Handle 75° complete with parts	PCA019


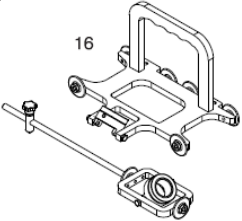


Item	Description	Std. pkg.	Part No.
3	Electrode	5	PCA004
4	Swirl ring	2	PCA007
6	30A Tip, Cutting	10	PCA016
6	40A Tip, Cutting	10	PCA001
8	Shield Cup Body	1	PCA008
10	Shield Cap, Drag	3	PCA002
12	Tip Gouging, CAG	10	PCA005
14	Shield Cap, CAG/Cut.	3	PCA006

Ordering Information

Product	Part Number	Description
SANCUT 638 Pkg.	IDU-W638PC-U1DV	Includes SANCUT 638 Power Supply, PCT001 20ft. Torch w/1 set of consumables installed, work lead and 120/240 vac adaptor.

Accessories

	PCT602	External 2 Stage Compressed Air Filter.
	PCA020	Circle Cutting Attachment.
	PCA021	Item 16 = Guide carriage for straight and bevel cutting.